

# SIGNODE MCD

Plastic strapping machines



The industry's leading general purpose plastic strapping machine for palletizing and unitizing applications

 **SIGNODE®**

Distributor Sales

# MCD

Plastic strapping machines

The Signode MCD plastic strapping machine is designed for light to medium-duty bundling, carton closure and general packaging applications. Features such as the highly reliable MCD strapping head, anodized aluminum chute system and rugged design ensure efficient operation, accurate strap placement and minimal part wear.

Bottom seal and side seal models are available for use with Contrax® polypropylene or Tenax® polyester strapping to accommodate products that require high or low tension; minimal or maximum elongation recovery; or a specific seal location. A wide variety of standard chute sizes is also available for package sizes ranging from 2"W x 4"H (51mm x 102mm) to 72"W x 72"H (1829mm x 1829mm).

So whether your packages are large or small; require high or low tension; minimal or maximum elongation recovery; there's an MCD model to suit your needs.

- Proven performance
- Few wearable parts to replace
- Excellent resistance to humidity and other environmental conditions

Cover photo courtesy of Container Specialties, Inc., Melrose Park, Illinois

**SIGNODE®**  
Distributor Sales

## Model MCD 500 and 700

### Maximum package size

The MCD 500 and 700 are available in chute sizes accommodating the maximum package width and height combinations listed below.

		Maximum package width B					
		30"	36"	48"	60"	72"	
Maximum package height C	12"	30x12	36x12	48x12	60x12	72x12	Standard vibrator (Contrax or Tenax)
	18"	30x18	36x18	48x18	60x18	72x18	
	24"	30x24	36x24	48x24	60x24	72x24	
	30"	30x30	36x30	48x30	60x30	72x30	
	36"	30x36	36x36	48x36	60x36	72x36	
	48"	30x48	36x48	48x48	60x48	72x48	
	60"	30x60	36x60	48x60	60x60	72x60	
72"	30x72	36x72	48x72	60x72	72x72		

### Variable machine dimensions

**A** Wider chute sizes increase the overall machine length (including dispenser)

30" W = 82-3/4"      48" W = 97-3/4"      72" W = 121-3/4"  
36" W = 85-3/4"      60" W = 109-3/4"

**B** Chute outside dimension = maximum package width from the chart + 9-1/4"

**C** Chute outside dimension = maximum package height from the chart + 5-1/4"

**D** Wider chute increases the weld center line (weld placement)

30" W = 15-1/4"      48" W = 30-1/4"      72" W = 54-1/4"  
36" W = 18-1/4"      60" W = 42-1/4"

Standard minimum package = 7"W x 1"H

## Model MCD 510 and 710

### Maximum package size

The MCD 510 and 710 are available in chute sizes accommodating the maximum package width and height combinations listed below.

		Maximum package width B						E	
		18"	24"	30"	36"	48"	60"		72"
Maximum package height C	18"	18Wx18H	24x18	30x18	36x18	48x18	60x18	72x18	Short Vibrator (Contrax only)
	24"	18x24	24x24	30x24	36x24	48x24	60x24	72x24	
	30"	18x30	24x30	30x30	36x30	48x30	60x30	72x30	
	36"	18x36	24x36	30x36	36x36	48x36	60x36	72x36	Standard Vibrator  (Contrax or Tenax)
	48"	18x48	24x48	30x48	36x48	48x48	60x48	72x48	
	60"	18x60	24x60	30x60	36x60	48x60	60x60	72x60	
	72"	18x72	24x72	30x72	36x72	48x72	60x72	72x72	

### Variable machine dimensions

**A** Wider chute sizes increase the overall machine length (including dispenser)

18" W = 79-3/16"      30" W = 88-3/16"      48" W = 127-11/16"      72" W = 130-3/16"  
24" W = 82-3/16"      36" W = 94-3/16"      60" W = 127-11/16"

**B** Chute outside dimension = maximum package width from the chart + 9"

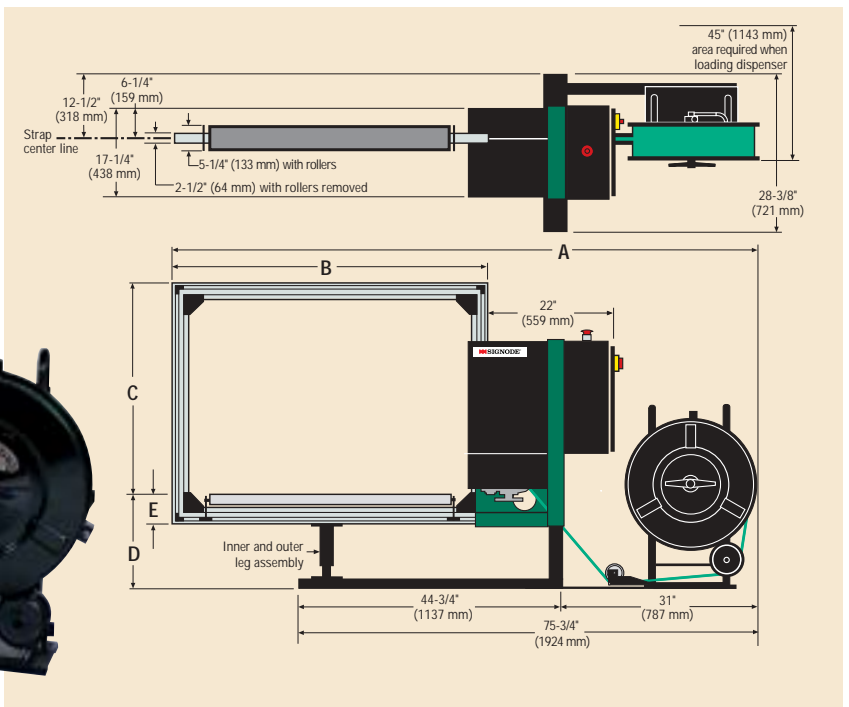
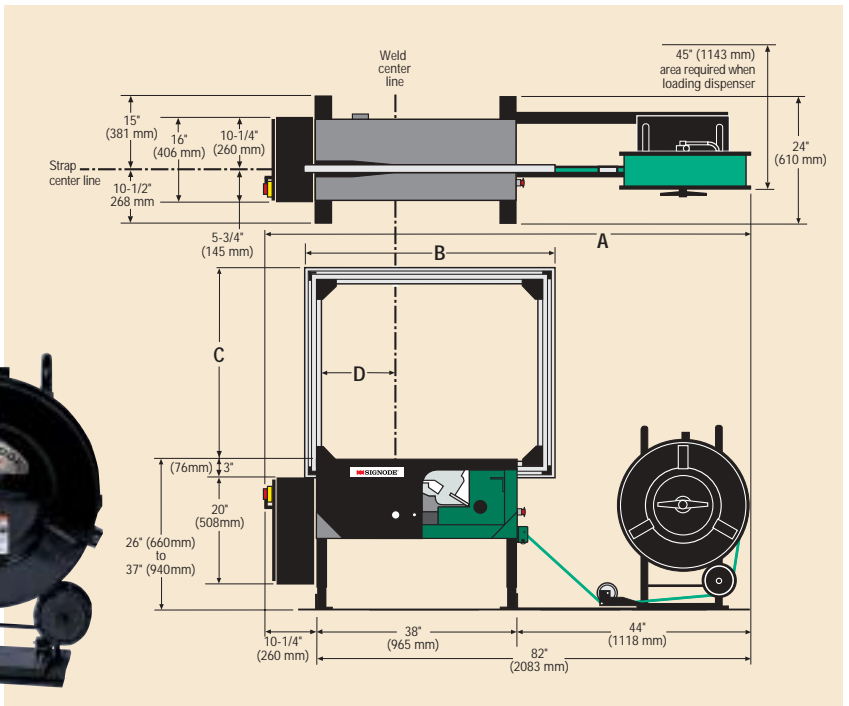

**C** Chute outside dimension from roller top = maximum package height from the chart + 5-1/2"

**D** Floor to top of roller: 18" to 29" short vibrator machine; 7" to 17" standard vibrator machine

**E** Chute outside dimension to roller top: 6-5/8" short vibrator machine; 4-3/8" standard vibrator machine

Standard minimum package height = 4" short vibrator; 7" standard vibrator





# MCD Plastic strapping machines

## Specifications

Models	Tenax polyester strapping	Contrax polypropylene strapping
Bottom seal	500	700
Side seal	510	710

### Production rate

Up to 9-22 cycles per minute (575-1300 cycles per hour), depending on chute size. Actual production will vary, depending on package size, operator dexterity, associated material handling equipment and other factors.

### Strap feed and take-up speed

5.3 feet (1.6m) per second

### Strapping

7/16" (10.5mm) polypropylene or polyester strapping on a 16" (406mm) I.D. core

### Electrical requirements

230/460 volts, 3 phase, 60Hz standard;  
208/575 volts, 3 phase, 60Hz optional

### Amperage draw

208, 230 and 460 volts @ 7.5 amps  
575 volts @ 6 amps

Shipping weight: 750 lbs.

## Options

### Operatorless interlocks

Integrate the MCD with conveyors and other equipment for fully automatic operation (MCD 510 and 710 only)

### Roller top (MCD 500 and 700 only)

### Caster wheel kit\*

Converts MCD to a mobile station. This option adds 5-1/4" (133mm) to the machine and conveyor height.

### Right angle dispenser\*

Enables the dispenser to be placed parallel with conveyors

\* The caster wheel kit and right angle dispenser cannot be used together.

## Strapping

Enhance the quality and performance of your MCD power strapping machine with Signode Tenax polyester strapping or Contrax polypropylene strapping. Each is specially formulated to meet the demands of a particular range of applications.



### Contrax polypropylene strapping

Provides superior performance for light to medium-duty bundling and carton closure applications. It has excellent elongation recovery properties, making it ideal for products that shrink and settle after being strapped.

### Tenax polyester strapping

Is ideal for medium to heavy-duty palletizing and unitizing applications. It yields high break strengths and maintains a high level of retained strap tension with very little elongation and elongation recovery for maximum load stability.

## The Signode System

Since 1913, the name Signode has meant reliable, durable, high quality protective packaging systems—systems that improve your package, protect your product and increase your profits.

When you buy from Signode, you get more than top quality products. You get the maintenance, technical and engineering resources needed to meet your ongoing packaging needs.



*Your Signode representative can visit your plant, test alternative solutions, document cost versus savings, and recommend appropriate products.*

Distributed by:

 **SIGNODE®**

**Distributor Sales**

180 Hastings Dr.

Buffalo Grove, IL 60089-65458

800.526.1948